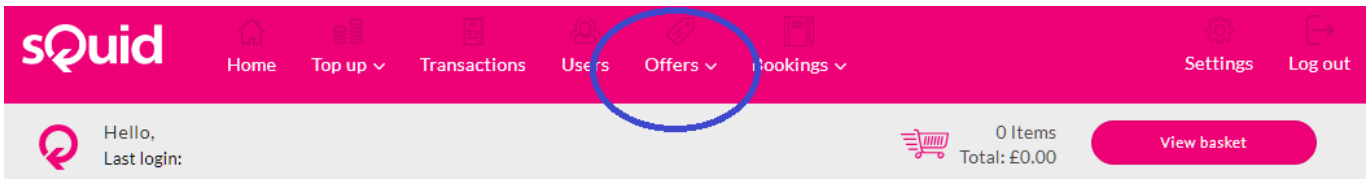
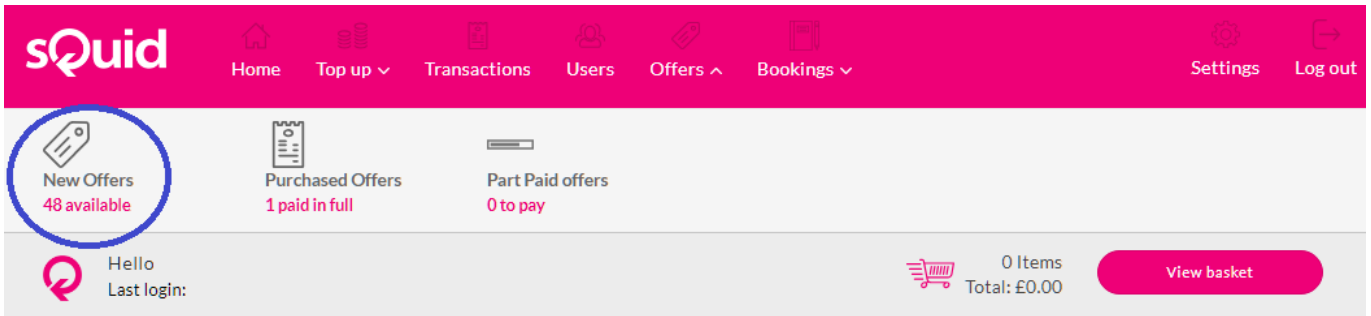


HOW TO PURCHASE A TRIP OR OFFER ON YOUR SQUID ACCOUNT

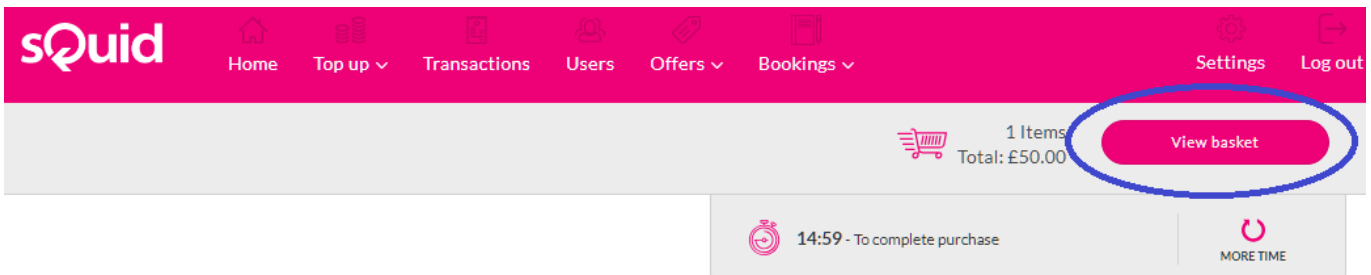
- Logon to your sQuad account via portal.squidcard.com
- Click on 'Offers'



- Click on 'New Offers'



- Select which trip/offer you wish to purchase by clicking on 'Add to basket'
- Click on 'View Basket'



- Check your purchase(s) and amounts (Amount can be adjusted for some items to reflect instalment amount)
- Click on 'Checkout' and follow the payment instructions.
-

Please be aware that your purchase will not be complete or confirmed to the school until you have completed the Checkout process.

For subsequent payments to a trip payable in instalments, please click on 'Offers' and select 'Part Paid Offers'

