




## English Knowledge Organiser HT2. The Pre-Twentieth Century Novel

English: The Pre-Twentieth Century Novel	English: The Pre-Twentieth Century Novel	English: The Pre-Twentieth Century Novel Reading/AR
<p><b>Key ideas</b></p> <p>AO1: <b>Read, understand and respond to texts.</b> Students should be able to: -maintain a critical style and develop an informed personal response, -and <b>use textual references, including quotations</b>, to support and illustrate interpretations.</p> <p>AO2: <b>Analyse the language, form and structure</b> used by a writer to create meanings and effects, <b>using relevant subject terminology</b> where appropriate.</p>	<p><b>Key ideas</b></p> <p>AO3: <b>Show understanding of the relationships between texts and the contexts in which they were written.</b></p> <p>AO4: <b>Write with a high degree of technical accuracy</b> -use a range of vocabulary and sentence structures for clarity, purpose and effect, with accurate spelling and punctuation.</p>	<p><b>Key ideas</b></p> <ul style="list-style-type: none"> <li>• <b>Breadth</b> of your reading</li> <li>• <b>Depth</b> of your reading</li> <li>• <b>Challenge</b> yourself with your reading</li> </ul> 
<p><b>Keywords – for A02</b></p> <p>Most of these should be at least familiar to you, but they <b>must</b> now be <b>embedded</b> in your writing about texts:</p> <p><b>Dialogue</b> <b>Narrative Shifts</b> <b>Narrative viewpoint</b> <b>Narrative hooks</b> <b>Chronological narrative structure</b> <b>Cyclical narrative structure</b> <b>Dual narrative structure</b> <b>Flashbacks</b> <b>Setting</b> <b>Tone</b> <b>Symbolism</b> <b>Foreshadowing</b></p>	<p><b>Key areas for AO3</b></p> <p>The Industrial Revolution Position of women in the 19<sup>th</sup> Century Key events in Britain in the 19<sup>th</sup> Century</p> 	<p><b>Keywords</b></p> <ul style="list-style-type: none"> <li>• <b>Genre</b></li> <li>• <b>Sub-genre</b></li> <li>• <b>Fiction</b></li> <li>• <b>Non-fiction</b></li> </ul> 
<p><b>Action</b></p> <p>1. In the back of your books, write a definition of</p>	<p><b>Action</b></p> <p>4. Complete research on the position of women in the 19<sup>th</sup> Century.</p>	<p><b>Action</b></p> <p>8. You must read your AR book for at least twenty minutes a day. Your teacher will</p>

<p>all the key words for AO2.</p> <p>2. Write an example of a range of the key words for AO2 from the novel you are studying in class.</p> <p>3. Research the Industrial Revolution. Remember the 5Ws of researching: Who? What? Where? When? Why? ... And How?</p>	<p>5. Create a timeline of key 19<sup>th</sup> Century events.</p> <p>6. Compare your research on the Industrial Revolution, women and key events to the novel you are reading. Find as many links as you can between the novel and its historical/social context.</p> <p>7. Create spider diagrams to show your understanding of key characters.</p>	<p>monitor this.</p> <p>9. You will take a STAR reading test each term and your teacher will use this to check your reading progress.</p> <p>10. During HT2, you will answer a GCSE style Literature question, in exam conditions, on the novel you have been reading. This will be a consolidation of all you have covered in this HT. Your response will be assessed according to the GCSE mark scheme. (AQA English Literature, Paper 1, Section B).</p>
<b>Action completed</b>	<b>Action completed</b>	<b>Action completed</b>